


## Your Critical Swim Speed (CSS)

Your calculated CSS Pace is:	/ 100m	/ 50m	/ 25m	
	<b>01:46.13</b>	<b>00:53.06</b>	<b>00:26.53</b>	 <b>26.53 / 25m (M1 - stay with beep)</b>

## Your diesel status

By comparing your 400m and 200m times, we can get an indication of how well trained you are for distance swimming.

The drop-off between your 200m and 400m speed is 8.8%

Result: Sprint Machine - You need some more CSS / Endurance training to get better over longer distances

## Your pacing skills

By taking your 100m split during the 400m we can get a good indication of your ability to pace yourself out in the water.






We rate your pacing skills as: Average Squad Swimmer Pacing

Your speed over the first 100m was 01:32.5 and you swam 01:39.2 / 100m for the remaining 300m. That means you would have been 20.0 seconds faster if you sustained that initial speed. Or put another way, you would have been 20.2m further ahead come the end of the swim.

## Performance predictions

From your CSS pace we predict the following performances over different distances.

	Predicted time	Pace / 100m	
<b>750m:</b>	<b>13:00</b>	<b>01:44.0</b>	 <b>26.00 / 25m (M1 - stay with beep)</b>
<b>1000m:</b>	<b>17:33</b>	<b>01:45.3</b>	 <b>26.32 / 25m (M1 - stay with beep)</b>

	Predicted time	Pace / 100m		
<b>1500m:</b>	<b>26:32</b>	<b>01:46.1</b>		<b>26.53 / 25m (M1 - stay with beep)</b>
<b>1900m / ~1.2 mile:</b>	<b>34:11</b>	<b>01:47.9</b>		<b>26.98 / 25m (M1 - stay with beep)</b>
<b>3800m / ~2.4 mile:</b>	<b>01:10:34</b>	<b>01:51.4</b>		<b>27.86 / 25m (M1 - stay with beep)</b>
<b>5km:</b>	<b>01:35:31</b>	<b>01:54.6</b>		<b>28.65 / 25m (M1 - stay with beep)</b>
<b>10km:</b>	<b>03:18:59</b>	<b>01:59.4</b>		<b>29.85 / 25m (M1 - stay with beep)</b>

### Take The 10 Week CSS Challenge



One of our training plans you might like to undertake is the **10 Week Challenge**. Each week the beeper gets very slightly quicker (it's barely perceptible) but this adds up to a significant improvement in fitness over 10 weeks.

	Pace / 100m		
<b>Week 1:</b>	<b>00:26.53</b>	<b>Starting CSS / 100m:</b>	<b>01:46.13</b>
<b>Week 2:</b>	<b>00:26.40</b>	<b>Finishing CSS / 100m:</b>	<b>01:41.95</b>
<b>Week 3:</b>	<b>00:26.24</b>	<b>1500m improvement:</b>	<b>01:03</b>
<b>Week 4:</b>	<b>00:26.11</b>	<b>1900m improvement:</b>	<b>01:19</b>
<b>Week 5:</b>	<b>00:25.98</b>	<b>3800m improvement:</b>	<b>02:39</b>
<b>Week 6:</b>	<b>00:25.85</b>	<b>5km improvement:</b>	<b>03:29</b>
<b>Week 7:</b>	<b>00:25.69</b>	<b>10km improvement:</b>	<b>06:57</b>
<b>Week 8:</b>	<b>00:25.62</b>		
<b>Week 9:</b>	<b>00:25.54</b>		
<b>Week 10:</b>	<b>00:25.49</b>		

## Your Red Mist paces

Your Red Mist Cycle pace is calculated from your CSS pace - it's a little slower and used over longer aerobic endurance sets.

Your calculated  
Red Mist Paces        / 100m                / 50m  
are:

<b>RM Cycle 2:</b>	<b>01:50.13</b>	<b>00:55.06</b>	 <b>RM Cycle 2</b> <b>0:56 / 50m (M2 - beat the beep)</b>
<b>RM Cycle 4:</b>	<b>01:54.13</b>	<b>00:57.06</b>	 <b>RM Cycle 4</b> <b>0:58 / 50m (M2 - beat the beep)</b>
<b>RM Cycle 6:</b>	<b>01:58.13</b>	<b>00:59.06</b>	 <b>RM Cycle 6</b> <b>1:00 / 50m (M2 - beat the beep)</b>
<b>RM Cycle 8:</b>	<b>02:02.13</b>	<b>01:01.06</b>	 <b>RM Cycle 8</b> <b>1:02 / 50m (M2 - beat the beep)</b>
<b>RM Cycle 10:</b>	<b>02:06.13</b>	<b>01:03.06</b>	 <b>RM Cycle 10</b> <b>1:04 / 50m (M2 - beat the beep)</b>